



THERMOCOUPLE WIRE



J type - FEP



J type - FB



K type - FEP



K type - FB

MODEL CHART - SPOOLS


Model	Specification
A-TC-J25-FB	J type, 25' on spool, fiber glass insulation, 450°C, black outer sheath, 24 AWG, 0.20 SQMM
A-TC-J25-FEP	J type, 25' on spool, FEP insulation, 200°C, black outer sheath, 24 AWG, 0.20 SQMM
A-TC-K25-FB	K type, 25' on spool, fiber glass insulation, 450°C, yellow outer sheath, 24 AWG, 0.20 SQMM
A-TC-K25-FEP	K type, 25' on spool, FEP insulation, 200°C, yellow outer sheath, 24 AWG, 0.20 SQMM
A-TC-J50-FB	J type, 50' on spool, fiber glass insulation, 450°C, black outer sheath, 24 AWG, 0.20 SQMM
A-TC-J50-FEP	J type, 50' on spool, FEP insulation, 200°C, black outer sheath, 24 AWG, 0.20 SQMM
A-TC-K50-FB	K type, 50' on spool, fiber glass insulation, 450°C, yellow outer sheath, 24 AWG, 0.20 SQMM
A-TC-K50-FEP	K type, 50' on spool, FEP insulation, 200°C, yellow outer sheath, 24 AWG, 0.20 SQMM
A-TC-J100-FB	J type, 100' on spool, fiber glass insulation, 450°C, black outer sheath, 24 AWG, 0.20 SQMM
A-TC-J100-FEP	J type, 100' on spool, FEP insulation, 200°C, black outer sheath, 24 AWG, 0.20 SQMM
A-TC-K100-FB	K type, 100' on spool, fiber glass insulation, 450°C, yellow outer sheath, 24 AWG, 0.20 SQMM
A-TC-K100-FEP	K type, 100' on spool, FEP insulation, 200°C, yellow outer sheath, 24 AWG, 0.20 SQMM

PLUGS (MALE)



MODEL CHART - STANDARD SIZE SINGLE

Model	Type
481-0001	J
481-0002	K
481-0003	T
481-0004	Cu11 (2-wire)
481-0015	E
481-0134	Cu (3-wire)



MODEL CHART - MINIATURE SIZE SINGLE

Model	Type
481-0093	J
481-0095	K
481-0094	T
481-0098	R
481-0097	S
481-0096	E
481-0099	Cu (2-Wire)
481-0175	Cu (3-Wire)

JACKS (FEMALE)



MODEL CHART - STANDARD SIZE SINGLE

Model	Type
481-0006	J
481-0007	K
481-0008	T
481-0009	Cu11 (2-Wire)
481-0016	E
481-0135	Cu (3-Wire)



MODEL CHART - MINIATURE SIZE SINGLE

Model	Type
481-0100	J
481-0102	K
481-0101	T
481-0105	R
481-0104	S
481-0103	E
481-0106	Cu (2-Wire)
481-0174	Cu (3-Wire)

Thermocouple Wire