


# NEEDLE VALVES

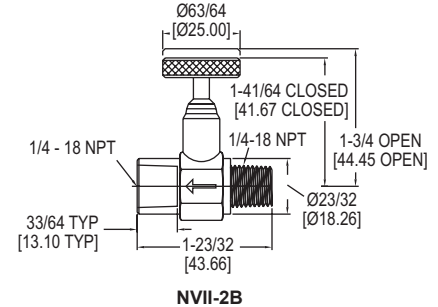
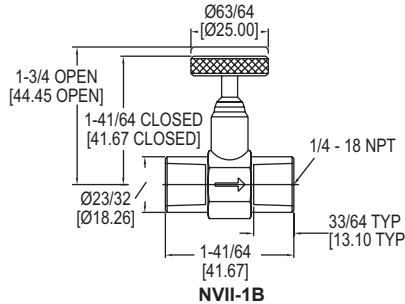
Economical, Pressures Up to 2000 psi, Blowout-Proof Stem



NVII-1B



NVII-2B



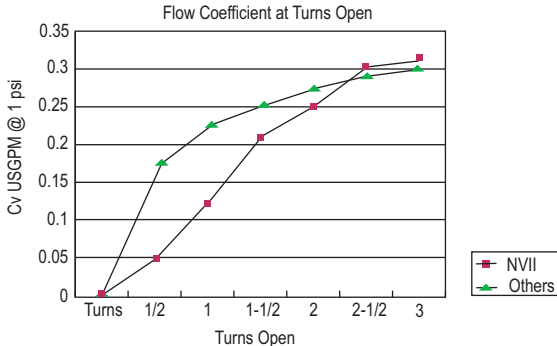
The **Model NVII Needle Valves** provide easy flow regulation in all applications, including shut off and throttling for pressure gages and instruments. With a one piece, hot forged brass body construction, years of maintenance-free service can be expected. The Model NVII, with its tamper-proof design and blowout-proof stem, provides excellent performance and reliability.

**FEATURES/BENEFITS**

- Pressures to 2000 psi
- One piece body construction
- Tamper proof design and blowout-proof stem

**APPLICATIONS**

- Instrument line shut off, instrument isolation, drain valve, and pressure gages



**SPECIFICATIONS**

**Service:** Gases and liquids compatible with wetted materials. Not rated for steam use.  
**End Connection Size:** 1/4" NPT.  
**Pressure Limit:** 2000 psi (138 bar) (CWP).  
**Wetted Materials:** Valve body: Brass (CW617N); Retainer, handwheel: Brass (CW614N); O-ring: Fluoroelastomer.  
**Temperature Limits:** -40 to 350°F (-40 to 176.7°C). (Warning: freezing of the fluid in the installation may severely damage the valve.)  
**Flow Coefficient:** 0.31.  
**Weight:** 0.22 lb.

**MODEL CHART**

Model	Description
NVII-1B	Needle valve (female x female)
NVII-2B	Needle valve (male x female)

USA: California Proposition 65  
 ⚠ WARNING: Cancer and Reproductive Harm - [www.P65Warnings.ca.gov](http://www.P65Warnings.ca.gov)