



3-WAY FLANGED STAINLESS STEEL BALL VALVES


150# ANSI Flange, Vented Ball, Electric or Pneumatic Actuators




WE34-DHD00-L1




WE34-DDA03-T2



WE34-DDA03-T1-AA01



WE34-DDA03-T2-NN08



WE34-DT103-T3-A



The **Series WE34 3-Way Flanged Stainless Steel Ball Valves** incorporate a full port 3-way flanged SS ball valve for great flow rates with minimal pressure drop. The valve features a blowout-proof stem for added safety, reinforced PTFE seats and seals for longer life, and a 316 SS (ASTM CF8M) ball for better performance. Actuators are direct mounted creating a compact assembly for tight spaces. Limit switches are able to be mounted directly to the valves allowing for remote position indication.

The Series WE34 can be configured with either an electric or pneumatic actuator. Electric actuators are available in weatherproof or explosion-proof, a variety of supply voltages and two-position or modulating control. Two-position actuators use the supply voltage to drive the valve open or closed, while the modulating actuator accepts a 4-20 mA input for valve positioning. Actuators feature thermal overload protection and permanently lubricated gear train.

The pneumatic double acting actuator uses an air supply to drive the valve open and closed. The actuator has two supply ports, with one driving the valve open and the other driving the valve closed. Spring return pneumatic actuators use the air supply to open the valve and internally loaded springs return the valve to the closed position. Also available is the SN solenoid valve to electrically switch the air supply pressure between the air supply ports for opening and closing the valve. Actuators are constructed of anodized and epoxy coated aluminum for years of corrosion free service.

FEATURES/BENEFITS

- Capable of being configured to fit any application
- Limit switches can be mounted to manual valves for remote monitoring
- Vented ball to reduce operating torque
- Weatherproof or explosion-proof electric actuators
- Double acting or spring return anodized aluminum pneumatic actuators
- Full port design reduces the pressure drop across the valve
- Eliminates threads and reduces installation and maintenance time

APPLICATIONS

- Gas or liquid flow control
- Ideal for quick bubble tight shut-off
- Mixing or diverting liquids and gases

SPECIFICATIONS

VALVE

Service: Compatible liquids and gases.

Body: 3-way.

Line Sizes: 1/2 to 3".

End Connections: 150# ANSI flange.

Pressure Limits: 28" Hg to 275 psi (-0.7 to 19 bar) up to 392°F.

Wetted Materials: Body and ball: 316 SS (CF8M); Stem: 316 SS; Seat: RTFE/PTFE; Seal, Washer, and Packing: PTFE.

Temperature Limits: -20 to 392°F (-29 to 200°C).

Other Materials: O-ring: Fluoroelastomer; Handle: 304 SS; Washer: 301 SS; Stem Nut, Locking Device, Gland Ring: 304 SS; Handle Sleeve: PVC.

Agency Approvals: Meets the technical requirements of EU Directive 2011/65/EU (RoHS II).

ACTUATORS

Pneumatic "DA" and "SR" Series

Type: DA series is double acting and SR series is spring return (rack and pinion).

Normal Supply Pressure: DA: 40 to 115 psi (2.7 to 7.9 bar); SR: 80 psi (5.5 bar).

Maximum Supply Pressure: 120 psi (8.6 bar).

Air Connections: DA01: 1/8" female NPT; DA02 to DA08: 1/4" female NPT; SR03 to SR09: 1/4" female NPT.

Housing Material: Anodized aluminum body and epoxy coated aluminum end caps.

Temperature Limits: -40 to 176°F (-40 to 80°C).

Accessory Mounting: NAMUR standard.

Electric "TD" and "MD" Series

Power Requirements: 110 VAC, 220 VAC, 24 VAC or 24 VDC (MD models not available in 24 VDC).
Power Consumption: See instruction manual.

Cycle Time (per 90°): TD01: 4 s; MD01: 10 s; TD02 and MD02: 20 s; TD03 and MD03: 30 s; TD04 and MD04: 30 s.

Duty Rating: 85%.

Enclosure Rating: NEMA 4X (IP67).
Housing Material: Powder coated aluminum.

Temperature Limits: -22 to 140°F (-30 to 60°C).

Electrical Connection: 1/2" female NPT.

Modulating Input: 4-20 mA.

Standard Features: Manual override, position indicator, and TD models come with two limit switches.

Electric "TI" and "MI" Series

Power Requirements: 110 VAC, 220 VAC, 24 VAC or 24 VDC.

Power Consumption: See instruction manual.

Cycle Time (per 90°): See instruction manual.

Duty Rating: See instruction manual.

Enclosure Rating: NEMA 7, designed to meet hazardous locations: Class I, Group C & D; Class II, Group E, F & G; Division I & II.

Housing Material: Powder coated aluminum.

Temperature Limits: -40 to 140°F (-40 to 60°C).

Electrical Connection: 1/2" female NPT.

Modulating Input: 4-20 mA.

Standard Features: Position indicator and two limit switches.

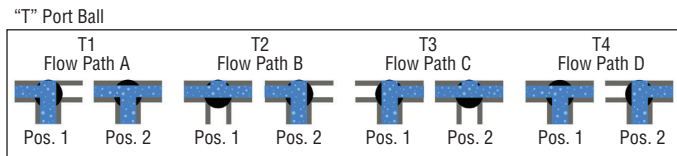
3-WAY FLANGED STAINLESS STEEL BALL VALVES

150# ANSI Flange, Vented Ball, Electric or Pneumatic Actuators

MODEL CHART						
Size	Cv (gal/min)	Popular Hand Operated Model	Popular Double Acting Pneumatic Model	Popular Spring Return Pneumatic Model	Popular NEMA 4X Two Position Electric (110 VAC) Model	Popular NEMA 4X Modulating Electric (110 VAC) Model
1/2"	26	WE34-CHD00-T2	WE34-CDA02-T2	WE34-CSR03-T2	WE34-CTD02-T2-A	WE34-CMD01-T2-A
3/4"	50	WE34-DHD00-T2	WE34-DDA02-T2	WE34-DSR03-T2	WE34-DTD02-T2-A	WE34-DMD01-T2-A
1"	94	WE34-EHD00-T2	WE34-EDA03-T2	WE34-ESR05-T2	WE34-ETD02-T2-A	WE34-EMD02-T2-A
1-1/2"	260	WE34-GHD00-T2	WE34-GDA05-T2	WE34-GSR06-T2	WE34-GTD03-T2-A	WE34-GMD03-T2-A
2"	380	WE34-HHD00-T2	WE34-HDA06-T2	WE34-HSR07-T2	WE34-HTD03-T2-A	WE34-HMD03-T2-A
2-1/2"	650	WE34-IHD00-T2	WE34-IDA07-T2	WE34-ISR08-T2	WE34-ITD04-T2-A	WE34-IMD04-T2-A
3"	1000	WE34-JHD00-T2	WE34-JDA08-T2	WE34-JSR09-T2	WE34-JTD04-T2-A	WE34-JMD04-T2-A

MODEL CHART - HAND OPERATED & PNEUMATIC ACTUATOR						
Example	WE34	-JDA08	-T1	-A	B	00
Series	WE34					316 SS 3-way 150# ANSI flange
Size and Actuator		CHD00 DHD00 EHD00 GHD00 HHD00 IHD00 JHD00 CDA02 DDA02 EDA03 GDA05 HDA06 IDA07 JDA08 CSR03 DSR03 ESR05 GSR06 HSR07 ISR08 JSR09				1/2" hand operated 3/4" hand operated 1" hand operated 1-1/2" hand operated 2" hand operated 2-1/2" hand operated 3" hand operated 1/2" double acting 3/4" double acting 1" double acting 1-1/2" double acting 2" double acting 2-1/2" double acting 3" double acting 1/2" spring return 3/4" spring return 1" spring return 1-1/2" spring return 2" spring return 2-1/2" spring return 3" spring return
Valve Position			T1 T2 T3 T4 L1			Flow path A Flow path B Flow path C Flow path D Flow path E
Solenoid				N A		No solenoid NEMA 4X NAMUR solenoid
Solenoid Voltage				N A B C D E		No solenoid 110 VAC 220 VAC 24 VAC 24 VDC 12 VDC
Positioner and Switches					00 01 02 03 04 06 07 08 09	None 42AD0 exp limit switch 45VD0 exp position transmitter 42AD0-B ATEX limit switch 42AD0-IE IECEX limit switch QV-210101 poly limit switch VPS and P1 prox switch 265ER-D5 positioner 285ER-D5 smart positioner

ACCESSORIES	
Model	Description
AFR4	Air filter regulator 0 to 120 psi
VB-01	Volume booster



MODEL CHART - ELECTRIC ACTUATOR					
Example	WE34	-HMD03	-T3	-A	WE34-HMD03-T3-A
Series	WE34				316 SS 3-way 150# ANSI flange
Size and Actuator		CTD02 DTD02 ETD02 GTD03 HTD03 ITD04 JTD04 CMD01 DMD01 EMD02 GMD03 HMD03 IMD04 JMD04 CTI02 DTI02 ETI03 GTI05 HTI06 ITI06 JTI08 CMI02 DMI02 EMI03 GMI05 HMI06 IMI06 JMI08			1/2" NEMA 4X two-position 3/4" NEMA 4X two-position 1" NEMA 4X two-position 1-1/2" NEMA 4X two-position 2" NEMA 4X two-position 2-1/2" NEMA 4X two-position 3" NEMA 4X two-position 1/2" NEMA 4X modulating 3/4" NEMA 4X modulating 1" NEMA 4X modulating 1-1/2" NEMA 4X modulating 2" NEMA 4X modulating 2-1/2" NEMA 4X modulating 3" NEMA 4X modulating 1/2" exp two-position 3/4" exp two-position 1" exp two-position 1-1/2" exp two-position 2" exp two-position 2-1/2" exp two-position 3" exp two-position 1/2" exp electric modulating 3/4" exp electric modulating 1" exp electric modulating 1-1/2" exp electric modulating 2" exp electric modulating 2-1/2" exp electric modulating 3" exp electric modulating
Valve Position			T1 T2 T3 T4 L1		Flow path A Flow path B Flow path C Flow path D Flow path E
Actuator Voltage				A B C D	110 VAC 220 VAC 24 VAC 24 VDC

REPAIR KIT	
Model	Valve Series and Size
VRK-50	WE34-1/2"
VRK-51	WE34-3/4"
VRK-52	WE34-1"
VRK-54	WE34-1-1/2"
VRK-55	WE34-2"
VRK-56	WE34-2-1/2"
VRK-57	WE34-3"
Parts List - Included in Kit	
1 PTFE thrust washer	
1 FKM O-ring	
2 PTFE stem packing	
2 PTFE seals	
2 RTFE seats	

