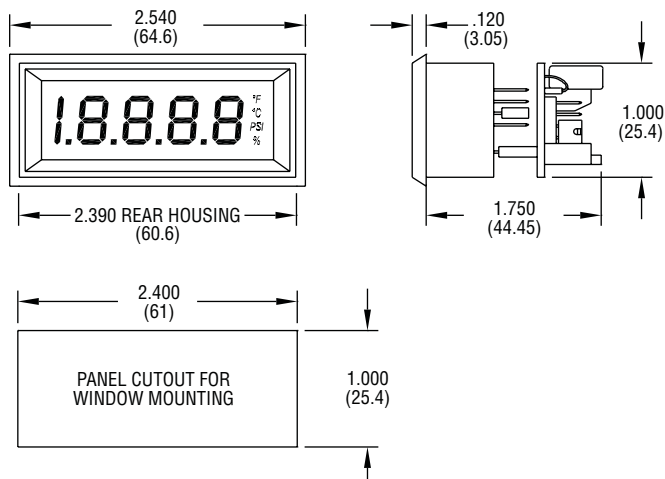




# Series DPML-5 LCD Digital Panel Meter

## Specifications - Installation and Operating Instructions



The Series DPML-5 LCD Digital Panel Meter is easy-to-read, even at a distance. The meter is designed with a large 4-1/2 digit LCD display with a choice of red, amber or green segments. Engineering units are selectable for °F, °C, psi, or %. The meter features adjustable zero and span, user selectable decimal point position, and selectable 12 VDC or 24 VDC power supply. The backlight requires a 24 VDC power supply. Installation is quick with the snap-in bezel mounting.

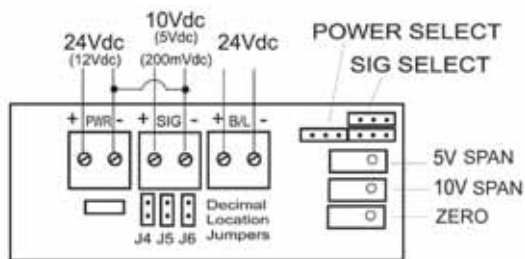
### INSTALLATION

The Series DPML-5 is designed to snap into a 2.4" W x 1" H (61 x 25.4 mm) panel cutout. No additional hardware is required.

### WIRING

The unit is powered by a 12 or 24 VDC power supply and the screw terminals for wiring are located on the back of the adder board marked with + PWR - . Move the power select jumper for the appropriate power supply value. The backlighting requires a 24 VDC power supply and should be connected to terminals identified with + B/L - .

The unit accepts 5 VDC, 10 VDC or 200 mV connected to terminals identified with + SIG -. Wire input according to Figure 1. Set the signal select jumper for the appropriate input.



(upper)  
WIRING  
FIGURE 1

### OPERATION

#### Selecting Engineering Units

Four sets of jumper pins are located in the back of the meter, between the meter and the adder board. Move the jumper to fit over the appropriate pins which correspond to the desired engineering units. See Figure 2.

### SPECIFICATIONS

**Inputs:** 0-10 VDC, 0-5 VDC or 0-200 mVDC.

**Input Impedance:** 390KΩ min.

**Accuracy:** ±(0.1% FS + 2 count).

**Power Supply:** 12 or 24 VDC, regulated; Backlighting: 24 VDC @ 35 mA typical.

**Span and Zero:** Adjustable; Span: 1-20000 counts above zero; Zero: -19999 to +19999.

**Display:** 4-1/2 digits, 7 segments, 0.45" (11.4 mm) H.

**Decimal Points:** 3-position, user selectable.

**Annunciator:** °F, °C, %, PSI.

**Polarity:** Automatic, "-" displayed.

**Operating Temperature:** 32 to 122°F (0 to 50°C).

**Storage Temperature:** 14 to 140°F (-10 to 60°C).

**Mounting:** Snap-in bezel mount.

**Connection:** Screw terminals.

**Weight:** 2 oz (56.7 g).

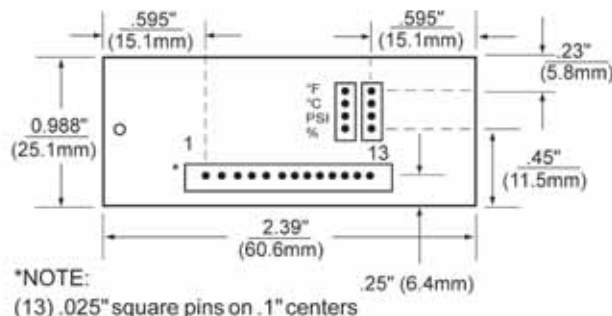


FIGURE 2

### Selecting Decimal Point Position

Four decimal point positions are available on the digital process meter, J4-J6. Move the jumper to correspond to the desired decimal point location. See Figure 3.

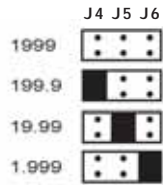


Figure 3

### Setting Min/Max Display Value J1, J2, J3 (See Figure 4 & 5):

**If:**

Min Display is  $\leq 0$  **or**

Min Display is  $> 0$  **and** Max Display/Min Display  $\geq 5$ ,

**Then:**

J1, J2 & J3 should be all set to the top jumper. (See Figure 4).

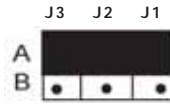


Figure 4

**If:**

Min Display is  $> 0$  **and** Max Display/Min Display  $< 5$ ,

**Then:**

J1, J2, J3 should be all set to the bottom jumper. (See Figure 5).

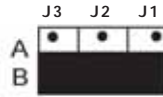


Figure 5

### MAINTENANCE

Upon final installation of the Series DPML-5 LCD Digital Panel Meters, no routine maintenance is required. A periodic check of the system calibration is recommended. The Series DPML-5 is not field serviceable and should be returned if repair is needed (field repair should not be attempted and may void warranty). Be sure to include a brief description of the problem plus any relevant application notes. Contact customer service to receive a return good authorization number before shipping.