

Dwyer

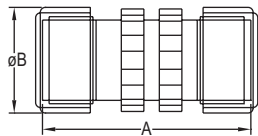
SERIES BHC

BULK HEAD CONNECTORS

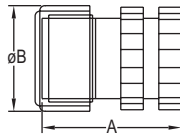
Coupling Accessories



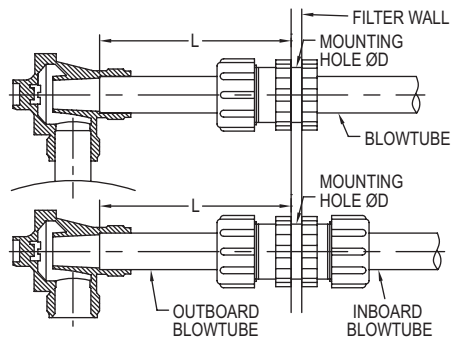
BHC35DD



BHC35D



Model	A in [mm]	B in [mm]	D in [mm]	Min L in [mm]
BHC20D	2-3/8" [60.5]	2-5/16" [58.5]	1-25/32" to 2" [45 to 51]	3-27/32" [97]
BHC20DD	3-19/32" [91]	2-5/16" [58.5]	1-25/32" to 2" [45 to 51]	3-27/32" [97]
BHC25D	2-23/32" [69]	2-3/4" [70]	2-7/32" to 2-7/16" [56 to 62]	4-21/32" [118]
BHC25DD	3-31/32" [101]	2-3/4" [70]	2-7/32" to 2-7/16" [56 to 62]	4-21/32" [118]
BHC35D	2-15/16" [75]	3-15/32" [88]	2-27/32" to 3-1/16" [72 to 78]	6-3/16" [157]
BHC35DD	4-11/32" [110]	3-15/32" [88]	2-27/32" to 3-1/16" [72 to 78]	6-3/16" [157]



The **Series BHC Bulk Head Connectors** allow for easy installation of blow tube through the dust collector wall and eliminate the need for welding or use of additional flanges. The fittings enable easy removal and reassembly of blow tubes for cleaning and maintenance. BHC models are available in single connection for through tube mounting or double connection for two piece tube mounting.

FEATURES/BENEFITS

- Available in single connection or double connection
- Enable easy removal and reassembly of blow tubes

APPLICATIONS

- Dust collectors

SPECIFICATIONS

Service: Compatible gases.

Wetted Material: Body, ring nut, DIN nut: Aluminum; Washer: SS41; Gasket: NBR.

Pressure Limits: 124.7 psi (8.6 bar).

Temperature Limits: -4 to 185°F (-20 to 85°C).

MODEL CHART

Model	Size	Connections	Model	Size	Connections
BHC20D	3/4"	One	BHC25DD	1"	Two
BHC20DD	3/4"	Two	BHC35D	1-1/2"	One
BHC25D	1"	One	BHC35DD	1-1/2"	Two

ACCESSORIES

Model	Description
A-237	Muffler