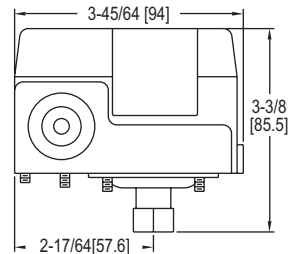
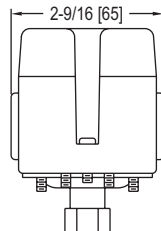



Dwyer**SERIES CXA | MERCROID® BY DWYER**

WATER PUMP PRESSURE SWITCH

Simple, Reliable, Adjustable Set Point and Deadband



The **Series CXA Water Pump Pressure Switch** has been proven reliable for controlling automatic water systems. These switches are very popular for use on water well pumps and pumping systems. The set point and dead-band are both easily adjustable via screws inside the cover. For ease of installation, the switches come with a 1/4" female NPT process connection and can be mounted in any orientation. The series CXA's simple design makes it a great switch for an installer at any skill level.

FEATURES/BENEFITS

- The set point and deadband are both easily adjustable reducing time to install and operation
- Mounting in any position and feature simple makes a reliable switch that can be installed by any skill level

APPLICATIONS

- Electric water pumps
- Water system applications
- Well pumps
- Pumping systems

SPECIFICATIONS

Service: Compatible liquids and gases.

Wetted Materials: Silicone, steel, and SS.

Temperature Limits: 140°F (60°C).

Pressure Limits: See model chart.

Enclosure Rating: General purpose.

Repeatability: ±5 psig (±0.3 bar).

Switch Type: DPST snap action (see model chart).

Electrical Ratings: 20 A @ 120 VAC, 12 A @ 240 VAC, 9.6 A @ 240 VAC (3 phase), 8.6 A @ 32 VDC, 3.1 A @ 120 VDC, 1.6 A @ 240 VDC.

Electrical Connections: Screw terminal.

Conduit Connection: 7/8" hole for 1/2" conduit hub (2 places).

Process Connection: 1/4" female NPT.

Mounting Orientation: Switch can be installed in any position.

Set Point Adjustment: Internal screws.

Weight: 0.75 lb (0.34 kg).

Deadband: See model chart.

MODEL CHART

Model	Switch Type	Range psig (bar)	Approx. Adjustable Deadband psig (bar)	Max. Pressure psig (bar)	Price
CXA-S1	NC	15 to 80 (1.0 to 5.5)	15 to 30 (1.0 to 2.1)	129 (8.9)	\$10.75 (N)
CXA-S2	NC	30 to 100 (2.1 to 6.9)	20 to 35 (1.4 to 2.4)	179 (12.3)	10.75 (N)
CXA-S3	NC	35 to 150 (2.4 to 10.3)	30 to 40 (2.1 to 2.8)	204 (14.1)	10.75 (N)
CXA-R1	NO	15 to 80 (1.0 to 5.5)	15 to 30 (1.0 to 2.1)	129 (8.9)	10.75 (N)
CXA-R2	NO	30 to 100 (2.1 to 6.9)	20 to 35 (1.4 to 2.4)	179 (12.3)	10.75 (N)
CXA-R3	NO	35 to 150 (2.4 to 10.3)	30 to 40 (2.1 to 2.8)	204 (14.1)	10.75 (N)

(N) Items are net priced and are not subject to any discount.