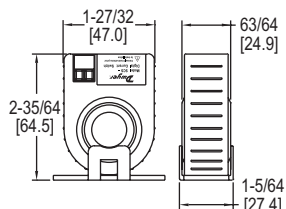


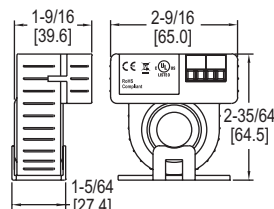
SERIES SCS

CURRENT SWITCHES

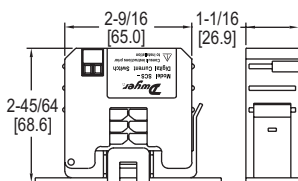
Optional Relay Output, Solid or Split Core Case



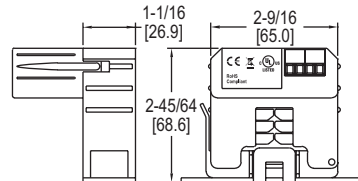
SCS-111100 and SCS-120025



SCS-111100-R



SCS-220015, SCS-220150, and SCS-211125



SCS-220150-R and SCS-211125-R

The **Series SCS Current Switches** are ideal for monitoring whether fans, pumps, or motors are operating. The current flowing through the core of the device powers the circuit without an external power supply. All models have a built in solid state output and are easy to install. Optional LED's and 10 Amp relay modules are available. The Series SCS is available in both split and solid core configurations.

FEATURES/BENEFITS

- Integral mounting flange for quick installation
- Solid core or split core configurations

APPLICATIONS

- BAS
- HVAC

SPECIFICATIONS

Output: Isolated, 1 A @ 30 VAC/DC max, NO.
External Relay: SPST N.O., 10 A at 260 VAC (5 A at 30 VDC).
Power Requirements: None, self-powered.
Temperature Limits: 5 to 140°F (-15 to 60°C).
Isolation Voltage: 600 VAC RMS.
Frequency: 50/60 Hz.
Enclosure Rating: UL, 94 V-0 flammability rated, ABS plastic housing.
Agency Approvals: CE, cULus.

MODEL CHART

Model	Case	Amperage Range	Set Point	Switch Mode	Snap-on Relay	Price	Model	Case	Amperage Range	Set Point	Switch Mode	Snap-on Relay	Price
SCS-120025	Solid	.25 to 200 A	0.25 fixed	Under	No	\$45.50	SCS-220150	Split	1.5 to 200 A	1.5 fixed	Under	No	\$54.50
SCS-111100	Solid	1 to 135 A	Adjustable	Over/under	No	65.00	SCS-211125	Split	1.25 to 135 A	Adjustable	Over/under	No	65.00
SCS-111100-R	Solid	1 to 135 A	Adjustable	Over/under	Yes	81.00	SCS-220150-R	Split	1.5 to 200 A	1.5 fixed	Under	Yes	86.50
SCS-220015	Split	.15 to 200 A	0.15 fixed	Under	No	54.50	SCS-211125-R	Split	1.25 to 135 A	Adjustable	Over/under	Yes	97.00