



Flowmeters

Leaders in Flow Measurement Technology



- Polysulfone or Polycarbonate flowmeters with panel or in-line mounting.
- Robust machined acrylic with back or end connections.
- Glass or PFA meters for highly corrosive applications
- Stainless or brass industrial meters for high temperature and pressure applications.

GENERAL PURPOSE

Series	PANEL MOUNT AIR & WATER			PANEL MOUNT & IN-LINE AIR & WATER			PANEL MOUNT & IN-LINE WATER					IN-LINE AIR AND WATER	
	RMA	RMB	RMC	VFA	VFB	VFC	LFMA	LFMB	LFMC	LFMD	LFME	LFMF	UV
Ranges	0.05 to 200 SCFH air (5 to 2500 cc/m air) 1 to 50 GPH water (5 to 300 cc/m water)	0.5 to 600 SCFH air (0.6 to 95 LPM air) 1 to 100 GPH water (0.06 to 6.2 LPM water)	5 to 1800 SCFH air (2.5 to 850 LPM air) 0.1 to 10 GPM water (0.05 to 5 LPM water)	0.1 to 200 SCFH air (0.06 to 100 LPM air) 0.6 to 40 GPH water (6 to 200 cc/m water)	0.3 to 200 SCFH air (0.2 to 40 LPM air) 0.5 GPH to 5 GPM water (0.002 to 20 LPM water)	2.5 to 100 SCFM air (60 to 2800 LPM air) 0.5 to 20 GPM water (2 to 75 LPM water)	0.1 to 5 GPM water (0.5 to 18 LPM water)	0.1 to 5 GPM water (0.5 to 18 LPM water)	0.25 to 8 GPM water (1 to 30 LPM water)	0.8 to 10 GPM water (3 to 40 LPM water)	1.2 to 25 GPM water (5 to 100 LPM water)	2.5 to 70 GPM water (10 to 250 LPM water)	0.25 to 40 GPM water (1 to 150 LPM water) 1 to 100 SCFM air (30 to 2800 LPM air)
Accuracy	±4% F.S.	±3% F.S.	±2% F.S.	±5% F.S.	±3% F.S.	±2% F.S.	±5% F.S.	±5% F.S.	±5% F.S.	±5% F.S.	±5% F.S.	±5% F.S.	±2% F.S.
Body Materials	Polycarbonate	Polycarbonate	Polycarbonate	Acrylic	Acrylic	Acrylic	Polycarbonate	Polycarbonate	Polycarbonate	Polycarbonate	Polycarbonate	Polycarbonate	Polysulfone
Temperature Limits	130°F (54°C)	130°F (54°C)	130°F (54°C)	with valve: 120°F (48°C) without valve: 100°F (38.6°C)	with valve: 120°F (48°C) without valve: 100°F (38°C)	120°F (48°C)	Varies with pressure	Varies with pressure	Varies with pressure	Varies with pressure	Varies with pressure	Varies with pressure	212°F (100°C)
Pressure Limits	100 psi (6.7 bar)	100 psi (6.7 bar)	100 psi (6.7 bar)	with valve: 100 psi (6.7 bar) without valve: 150 psi (10 bar)	with valve: 100 psi (6.7 bar) without valve: 150 psi (10 bar)	100 psi (6.7 bar)	Varies with temperature	Varies with temperature	Varies with temperature	Varies with temperature	Varies with temperature	Varies with temperature	150 psi (10 bar)
Process Connection	1/8" female NPT back connections	1/4" female NPT back connections	1/2" female NPT back connections	1/8" female NPT back or end connections	1/8" female NPT back or end connections	1" female or male NPT back or end connections	1/2" male NPT in-line or 90° elbow connections	1/2" male NPT in-line or 90° elbow connections	1/2", 3/4" male NPT in-line or 1/2" male NPT 90° elbow connections	3/4" male or female NPT in-line or 3/4" male NPT 90° elbow connections	1" male or female NPT in-line or 1" male NPT 90° elbow connections	2" male or female NPT in-line connections	1" female NPT in-line connections
Scale length	2" (51 mm)	5" (127 mm)	10" (254 mm)	2" (51 mm)	4" (102 mm)	5" (127 mm)	2" (51 mm)	3" (76 mm)	3" (76 mm)	3.5" (89 mm)	4.5" (114 mm)	5.5" (140 mm)	6" to 7" (152 to 178 mm)
Metering Valve	Optional bottom or top mount brass or stainless steel valve	Optional bottom brass or stainless steel valve	Optional bottom brass or stainless steel valve	Optional bottom brass or stainless steel valve	Optional bottom brass or stainless steel valve								

CORROSIVE MEDIA

Series	PANEL MOUNT GASES & LIQUIDS							PANEL MOUNT LIQUIDS	IN-LINE LIQUIDS	INDUSTRIAL			
	VA1000	VA20000	DR4	DR10000	DR20000	VA1500	VA25000	TVA	VAT	IF	HF	SSM/SSB	TVFS/TVFB
Ranges	0.104 to 89.2 SCFH air (49 to 42000 ml/m air) 0.009 to 19.97 GPH water (0.55 to 1260 ml/m water)	0.792 to 93.9 SCFH air (374 to 44300 ml/min air) 0.087 to 21.7 GPH water (5.5 to 1370 ml/m water)	0.2 to 16 SCFM air (5 to 500 LPM air) 0.1 to 5 GPM water (0.5 to 22 LPM water)	0.24 to 100 SCFH air (0.13 to 50 LPM air) 0.02 to 24 GPH water (1.5 to 1500 cc/m water)	0.33 to 90 SCFH air (0.16 to 44 LPM air) 0.05 to 21 GPH water (3.2 to 1300 cc/m water)	0.22 to 49 SCFH air (104 to 23100 ml/min air) 0.028 to 27 GPH water (1.8 to 522 ml/min water)	0.104 to 18.39 SCFH air (49 to 8600 ml/m air) 0.01 to 3.32 GPH water (0.61 to 209 ml/min water)	6.34 to 79.2 GPH water 400 to 5000 ml/min water	1.19 to 79 GPH water 75 to 5000 ml/min water	1.2 to 250 SCFM air (35 to 7080 LPM air) 0.25 to 116 GPM water (0.95 to 439 LPM water)	2-22 SCFM air 0.5 to 25 GPM oil 0.05 to 116 GPM water	0.2-5.4, 4-120 GPM water 2-50, 20-1000 SCFM air	0.025-0.545, 4.00-120.0 GPM water SCFM air
Accuracy	±2% F.S.	±2% F.S.	±10% F.S.	±5% F.S.	±5% F.S.	±2% F.S.	±2% F.S.	±5% F.S.	±5% F.S.	±3% F.S.	±4% F.S.	±2% F.S.	±2% F.S.
Body Materials	Glass Flow Tube	Glass Flow Tube	Glass Flow Tube	Glass Flow Tube	Glass Flow Tube	Glass Flow Tube	Glass Flow Tube	PFA	PFA	Glass Flow Tube	Aluminum, Brass, or 304 SS	Body: SSM-T316 SS, SSB- Brass. Alnico magnet. FKM O-ring.	Body: TVFS-T316 SS, TVFB- Brass. O-ring: Buna-N; Sight Tube: Polysulfone
Temperature Limits	250°F (121°C)	250°F (121°C)	250°F (121°C)	250°F (121°C)	250°F (121°C)	150°F (65°C)	150°F (65°C)	250°F (121°C)	250°F (121°C)	200°F (93°C)	240°F or 400°F (115° or 204°C)	300°F (149°C)	300°F (149°C)
Pressure Limits	200 psi (13.8 bar)	200 psi (13.8 bar)	200 psi (13.8 bar)	250 psi (17 bar)	250 psi (17 bar)	100 psi (6.7 bar)	100 psi (6.7 bar)	100 psi (6.7 bar)	100 psi (6.7 bar)	200 psi (13.8 bar) Some models 125 psi (8.6 bar)	600 psi to 6000 psi (41 to 413 bar)	3/4" models: 1000 psig (68.9 bar) @ 250°F (121°C). 1-1/2" models: 800 psig (55 bar) @ 250°F (121°C)	3/4" models: 300 psig (20.6 bar) @ 200°F (93°C). 1-1/2" models: 180 psig (12.4 bar) @ 200°F (93°C)
Process Connection	1/8" female NPT back connections	1/8" female NPT back connections	3/8" female NPT back connections	1/8" female NPT back connections	1/8" female NPT back connections	1/8" female NPT back connections	1/8" female NPT back connections	1/4" or 3/8" female NPT back connections	1/4" or 3/8" female NPT back connections	1/2", 1", 2" female NPT back connections	1/8" to 2" female NPT back connections	3/4" or 1-1/2" female NPT	3/4" or 1-1/2" female NPT
Scale Length	2.5" (65 mm)	6" (150 mm)	5" (127 mm)	2.5" (65 mm)	6" (150 mm)	2.5" (65 mm)	6" (150 mm)	3" (75 mm)	5" (127 mm)	4-3/4" (120 mm)	1-1/2" to 2-1/4" (38 to 57 mm)	3.2" (8 cm) for 3/4" NPT 5.2" (13 cm) for 1-1/2" NPT	3.2" (8 cm) for 3/4" NPT 5.2" (13 cm) for 1-1/2" NPT
Metering Valve	6-turn needle valve Optional 16-turn high precision valve	6-turn needle valve Optional 16-turn high precision valve	Optional 6-turn needle valve	Optional 6-turn needle valve	Optional 6-turn needle valve	6-turn needle valve	6-turn needle valve	Optional 6-turn needle valve					



Leaders in Flow Measurement Technology

A word on our Flow Brochure...

Dwyer Instruments, Inc. has a history of providing good quality flow instrumentation at a low cost. This brochure offers a quick overview of our products to assist you in finding the right flowmeter for your needs. We can provide flow sensing solutions from high volume OEM to heavy industrial use.

We have always felt that the best does not have to cost you the most, and encourage you, the customer, to check out our value and what we believe to be the most competitively priced products on the market.

Sincerely,
The Dwyer Instruments Team



Visit Us Online, Call or Fax!

Address:
Dwyer Instruments, Inc.
102 Indiana Highway 212
P.O. Box 373
Michigan City, IN 46361 U.S.A.

Telephone:
(800) 872-9141
(219) 879-8000

website:
www.dwyer-inst.com
www.love-controls.com
www.mercoid.com
www.proximitycontrols.com

e-mail:
General: info@dwyer-inst.com
Literature: lit@dwyer-inst.com
Technical: tech@dwyer-inst.com
Quotes: quotes@dwyer-inst.com

Fax:
(219) 872-9057



DWYER INSTRUMENTS, INC.

P.O. Box 373
Michigan City, IN 46361-9986


Return Service Requested

FREE!! LATEST CATALOG EDITIONS ARE NOW AVAILABLE!

**Dwyer
Complete
Catalog**



**Engineering
and
Applications
Handbook**



**Mercoid
Complete
Catalog**




**Building
Automation
Systems
Catalog**




**Love
Controls
Catalog**



**Proximity
Controls
Catalog**



**Industrial Pressure
& Temperature
Gages
Catalog**



Just circle any cover(s) above, photocopy this entire page (complete with your name and mailing address) and FAX it to (219) 872-9057 or e-mail us at lit@dwyer-inst.com.

Corporate Headquarters

DWYER INSTRUMENTS, INC.
P.O. Box 373
Michigan City, IN 46361
Phone: 219/879-8000
Fax: 219/872-9057

Internet:
<http://www.dwyer-inst.com>
<http://www.love-controls.com>
e-mail: info@dwyer-inst.com

Branch Office/Stocking Warehouse Location

Houston Office:
Phone: 281/446-1146
Fax: 281/446-0696

Dwyer Instruments, Pty. Ltd.
Unit 1, 11 Waverley Drive
Unanderra, NSW 2526 Australia
Phone: 61 2 4272-2055
Fax: 61 2 4272-4055

Dwyer Instruments Ltd
Unit 16, The Wye Estate, London Road
High Wycombe, Bucks HP11 1LH
United Kingdom
Phone: (+44) (0)1494-461707
Fax: (+44) (0)1494-465102